


TRIBUNAL SUPREMO ELECTORAL
CONSOLIDADO MUNICIPAL DE CONCEJOS MUNICIPALES DE ELECCIONES 2012

DEPARTAMENTO: SAN SALVADOR


23/04/2012

										OTROS VOTOS							PAPELETAS										
	ARENA	CD	CN	FMLN	FPS	GANA	PES	PNL	PP	ARENA / CN	ARENA / PES	CN / ARENA	CN / ARENA / PES	CN / PES	CN / PNL	FMLN / CD	FMLN / PES	PES / GANA	VOTOS VALIDOS	IMPUG.	NULOS	ABSTENCIONES	TOT. OTROS VOTOS	TOT. VAL Y OTROS	FALTANTES	SOBRANTES	INUTILIZADAS
SAN SALVADOR	109,470	1,366	462	56,882	114	2,821	1,194	370	0	0	0	0	0	0	0	0	0	0	172,679	73	1,494	235	1,802	174,481	98	144,242	229
CIUDAD DELGADO	13,576	347	158	14,726	60	6,855	403	98	0	0	0	0	0	0	15,073	0	0	0	36,223	47	421	78	546	36,769	519	48,639	23
MEJICANOS	24,053	1,091	337	23,454	250	3,676	1,862	281	0	0	0	0	0	0	0	0	0	0	55,004	17	674	82	773	55,777	61	66,264	298
SOYAPANGO	37,981	1,769	960	37,714	0	5,191	1,324	385	0	0	0	0	0	0	0	0	0	0	85,324	55	789	130	974	86,298	42	128,245	65
CUSCATANCINGO	6,100	152	187	10,027	0	6,685	709	712	83	0	0	0	0	0	0	0	0	0	24,655	14	226	28	268	24,923	23	31,735	19
SAN MARCOS	10,418	236	93	10,932	54	3,601	581	162	0	0	0	0	0	0	0	0	0	0	26,077	13	223	36	272	26,349	27	24,454	20
ILOPANGO	14,780	659	972	14,112	0	2,482	506	783	0	0	0	0	0	0	0	0	0	0	34,294	33	318	48	399	34,693	28	54,285	94
NEJAPA	2,639	98	2,676	2,924	0	682	2,240	86	0	0	0	0	0	0	0	0	0	0	11,345	14	177	43	234	11,579	76	9,036	9
APOPA	21,218	331	407	18,111	0	4,590	830	134	0	0	0	0	0	0	0	0	0	0	45,621	54	400	89	543	46,164	56	57,260	20
SAN MARTIN	11,822	469	1,294	11,416	0	3,058	448	0	0	0	0	0	0	0	0	0	0	0	28,507	24	272	76	372	28,879	9	29,968	94
PANCHIMALCO	4,436	147	1,897	7,383	0	760	197	0	75	0	0	0	0	0	0	0	0	0	14,895	10	218	68	296	15,191	22	12,661	26
AGUILARES	1,516	91	3,000	3,457	0	1,539	40	6	0	0	0	0	0	0	3,548	0	0	0	9,649	4	135	30	169	9,818	30	8,143	9
TONACATEPEQUE	10,478	236	498	7,747	0	1,623	873	106	0	0	0	0	0	0	7,983	0	0	0	21,561	28	211	29	268	21,829	12	31,253	6
SANTO TOMAS	5,507	0	223	3,696	0	1,737	374	0	0	0	0	0	0	0	0	0	0	0	11,537	7	98	36	141	11,678	4	8,553	15
SANTIAGO TEXACUANGOS	3,896	24	123	2,867	0	1,017	46	0	0	0	0	0	0	0	0	0	0	0	7,973	13	92	32	137	8,110	2	5,836	2
EL PAISNAL	1,914	15	23	3,193	0	85	55	0	0	0	0	0	0	0	0	0	0	0	5,285	7	89	23	119	5,404	4	5,841	1
GUAZAPA	1,345	209	3,320	2,520	0	1,573	520	0	0	0	0	0	0	0	0	0	0	0	9,487	8	168	39	215	9,702	18	7,826	4
AYUTUXTEPEQUE	5,602	168	428	5,186	0	968	213	528	0	0	0	0	0	0	0	0	0	0	13,093	4	152	26	182	13,275	9	12,804	12
ROSARIO DE MORA	1,951	123	31	2,588	19	317	19	0	0	0	0	0	0	0	0	0	0	0	5,048	2	57	37	96	5,144	4	2,947	5
Totales	288,702	7,531	17,089	238,935	497	49,260	12,434	3,651	158	0	0	0	0	0	26,604	0	0	0	618,257	427	6,214	1,165	7,806	626,063	1,044	689,992	951

TRIBUNAL SUPREMO ELECTORAL
CONSOLIDADO MUNICIPAL DE CONCEJOS MUNICIPALES DE ELECCIONES 2012

DEPARTAMENTO: SANTA ANA


23/04/2012

										OTROS VOTOS										PAPELETAS							
	ARENA	CD	CN	FMLN	FPS	GANA	PES	PNL	PP	ARENA / CN	ARENA / PES	CN / ARENA	CN / ARENA / PES	CN / PES	CN / PNL	FMLN / CD	FMLN / PES	PES / GANA	VOTOS VALIDOS	IMPUG.	NULOS	ABSTENCIONES	TOT. OTROS VOTOS	TOT. VAL Y OTROS	FALTANTES	SOBRANTES	INUTILIZADAS
SANTA ANA	21,149	399	1,357	29,432	132	5,735	17,064	0	341	0	0	0	0	0	0	0	0	0	75,609	101	984	303	1,388	76,997	529	125,603	29
CHALCHUAPA	8,447	0	1,141	11,278	0	1,112	245	0	0	0	0	0	0	0	0	0	0	0	22,223	21	321	142	484	22,707	8	35,254	81
METAPAN	10,092	152	12,193	1,500	0	1,046	0	0	0	0	0	0	0	0	0	0	0	0	24,983	33	838	243	1,114	26,097	13	26,086	4
COATEPEQUE	4,684	0	481	3,692	22	1,129	155	0	0	0	0	0	0	0	0	0	0	0	10,163	8	207	114	329	10,492	3	14,698	7
EL CONGO	2,265	336	2,742	1,250	0	153	2,276	34	0	0	0	0	0	0	0	0	0	0	9,056	41	217	85	343	9,399	1	9,941	9
TEXISTEPEQUE	1,586	51	2,448	483	0	280	2,809	0	0	0	0	0	0	0	0	0	3,089	7,657	9	240	92	341	7,998	26	9,074	2	
CANDELARIA DE LA FRONTERA	5,914	0	204	1,706	0	372	0	0	0	0	0	0	0	0	0	0	0	0	8,196	24	148	106	278	8,474	3	10,417	6
SAN SEBASTIAN SALITRILLO	2,006	0	578	2,361	0	310	322	0	0	0	0	0	0	0	0	0	0	0	5,577	6	58	35	99	5,676	13	6,460	1
SANTA ROSA GUACHIPILIN	731	0	640	162	0	61	0	0	0	0	0	0	0	0	0	0	0	0	1,594	3	53	18	74	1,668	0	2,381	1
SANTIAGO DE LA FRONTERA	1,689	0	12	784	0	142	0	0	0	0	0	0	0	0	0	0	0	0	2,627	11	72	26	109	2,736	1	2,213	0
EL PORVENIR	866	0	1,472	986	0	407	15	0	0	0	0	0	0	0	0	0	0	0	3,746	1	86	46	133	3,879	0	2,421	0
MASAHUAT	79	0	745	266	0	558	0	0	0	0	0	0	0	0	0	0	0	0	1,648	3	78	14	95	1,743	0	1,407	0
SAN ANTONIO PAJONAL	876	0	7	149	0	499	0	0	0	0	0	0	0	0	0	0	0	0	1,531	10	34	20	64	1,595	0	1,555	0
Totales	60,384	938	24,020	54,049	154	11,804	22,886	34	341	0	0	0	0	0	0	29,831	0	3,089	174,610	271	3,336	1,244	4,851	179,461	597	247,510	140

TRIBUNAL SUPREMO ELECTORAL
CONSOLIDADO MUNICIPAL DE CONCEJOS MUNICIPALES DE ELECCIONES 2012

DEPARTAMENTO: SAN MIGUEL


23/04/2012

										OTROS VOTOS							PAPELETAS										
	ARENA	CD	CN	FMLN	FPS	GANA	PES	PNL	PP	ARENA / CN	ARENA / PES	CN / ARENA	CN / ARENA / PES	CN / PES	CN / PNL	FMLN / CD	FMLN / PES	PES / GANA	VOTOS VALIDOS	IMPUG.	NULOS	ABSTENCIONES	TOT. OTROS VOTOS	TOT. VAL Y OTROS	FALTANTES	SOBRANTES	INUTILIZADAS
SAN MIGUEL	10,537	3,115	0	22,380	37	33,011	324	85	0	0	0	0	0	0	0	22,704	0	0	69,489	137	1,135	366	1,638	71,127	39	123,646	38
CHINAMECA	4,949	25	111	3,968	0	568	20	0	0	0	0	0	131	0	0	0	0	0	9,641	20	227	82	329	9,970	8	10,712	10
EL TRANSITO	2,765	13	4	3,251	0	2,190	312	2	3	0	0	0	316	0	0	0	0	0	8,540	23	167	42	232	8,772	13	8,304	11
CIUDAD BARRIOS	2,384	1,872	233	1,422	0	25	3,267	0	0	0	0	0	0	0	0	0	0	0	9,203	60	245	84	389	9,592	5	9,740	13
CHIRILAGUA	3,696	133	264	3,397	0	282	16	0	2	0	0	0	0	280	0	0	0	0	7,790	25	210	60	295	8,085	5	11,707	3
SESORI	1,528	0	8	412	0	309	1,942	0	0	0	0	0	1,950	0	0	0	0	0	4,199	5	139	72	216	4,415	3	5,480	2
SAN RAFAEL ORIENTE	1,474	122	37	1,867	0	2,129	805	0	19	0	0	0	842	0	0	0	0	0	6,453	53	173	47	273	6,726	5	5,407	12
MONCAGUA	2,260	73	163	4,048	0	2,817	72	0	250	0	0	0	0	0	0	0	0	0	9,683	15	221	65	301	9,984	19	10,694	3
LOLOTIQUE	417	9	9	2,457	0	2,217	2,316	0	0	0	0	0	2,325	0	0	0	0	0	7,425	5	174	34	213	7,638	5	4,947	10
SAN JORGE	1,604	0	0	1,998	0	933	0	5	0	0	0	0	0	0	0	0	0	0	4,540	14	58	23	95	4,635	3	4,809	3
CHAPELTIQUE	348	2,064	1,165	975	0	269	14	0	0	0	0	0	1,179	0	0	0	0	0	4,835	1	147	46	194	5,029	7	4,863	1
SAN GERARDO	1,654	6	2	1,646	0	2	3	0	0	0	0	0	5	0	0	0	0	0	3,313	1	80	39	120	3,433	0	2,412	5
CAROLINA	2,126	0	109	1,719	0	0	2	0	0	0	0	0	111	0	0	0	0	0	3,956	15	81	14	110	4,066	2	2,170	62
QUELEPA	1,428	1	137	1,796	0	0	6	0	0	0	0	0	143	0	0	0	0	0	3,368	0	107	18	125	3,493	2	1,904	1
SAN LUIS DE LA REINA	273	11	1,001	1,421	0	6	7	0	9	0	0	0	0	1,008	0	0	0	0	2,728	1	89	19	109	2,837	1	2,109	3
NUEVO EDEN DE SAN JUAN	896	3	125	884	0	4	2	0	0	0	0	0	127	0	0	0	0	0	1,914	3	40	15	58	1,972	1	1,616	13
NUEVA GUADALUPE	273	0	0	1,277	0	928	1,139	0	0	0	0	0	0	0	0	0	0	0	3,617	2	75	17	94	3,711	1	2,586	2
ULUAZAPA	835	3	0	886	0	53	0	0	0	0	0	0	0	0	0	0	0	0	1,777	1	30	18	49	1,826	1	2,223	0
COMACARAN	544	4	0	1,327	0	35	5	0	0	0	0	0	5	0	0	0	0	0	1,915	0	65	11	76	1,991	1	2,058	0
SAN ANTONIO DEL MOSCO	1,808	5	2	1,248	0	1	1	0	0	0	0	0	3	0	0	0	0	0	3,065	3	32	6	41	3,106	0	1,837	7
Totales	41,799	7,459	3,370	58,379	37	45,779	10,253	92	283	0	0	0	8,425	0	0	22,704	0	0	167,451	384	3,495	1,078	4,957	172,408	121	219,224	199

TRIBUNAL SUPREMO ELECTORAL
CONSOLIDADO MUNICIPAL DE CONCEJOS MUNICIPALES DE ELECCIONES 2012

DEPARTAMENTO: LA LIBERTAD


23/04/2012

										OTROS VOTOS										PAPELETAS							
	ARENA	CD	CN	FMLN	FPS	GANA	PES	PNL	PP	ARENA / CN	ARENA / PES	CN / ARENA	CN / ARENA / PES	CN / PES	CN / PNL	FMLN / CD	FMLN / PES	PES / GANA	VOTOS VALIDOS	IMPUG.	NULOS	ABSTENCIONES	TOT. OTROS VOTOS	TOT. VAL Y OTROS	FALTANTES	SOBRANTES	INUTILIZADAS
SANTA TECLA	20,178	648	1,399	35,180	374	1,893	604	0	0	0	0	0	0	0	0	35,828	0	0	60,276	10	644	130	784	61,060	24	54,532	34
QUEZALTEPEQUE	6,817	1,291	1,432	6,653	0	2,956	268	0	0	0	0	0	0	0	0	0	0	0	19,417	24	288	79	391	19,808	12	23,363	17
CIUDAD ARCE	5,876	167	307	10,488	24	3,216	93	0	0	0	5,969	0	0	0	0	10,655	0	0	20,171	26	262	131	419	20,590	20	23,015	25
SAN JUAN OPICO	9,738	190	943	8,575	55	1,949	225	0	0	0	0	0	0	0	0	0	0	0	21,675	32	343	144	519	22,194	28	32,166	62
COLON	14,753	441	929	9,999	93	4,912	227	0	0	0	0	0	0	0	0	10,226	0	0	31,354	67	329	96	492	31,846	27	43,710	17
LA LIBERTAD	1,758	500	80	4,470	0	4,613	874	3,954	0	0	0	0	0	4,034	0	5,344	0	0	16,249	31	310	105	446	16,695	19	15,675	11
ANTIGUO CUSCATLAN	14,184	237	167	4,281	21	168	0	21	0	0	0	0	0	0	4,518	0	0	0	19,079	3	138	29	170	19,249	3	12,686	12
COMASAGUA	1,821	132	84	2,177	0	948	0	0	0	0	0	0	0	0	0	0	0	0	5,162	11	83	57	151	5,313	9	3,228	0
SAN PABLO TACACHICO	3,375	562	930	3,660	0	50	0	0	0	0	0	0	0	0	0	0	0	0	8,577	6	129	81	216	8,793	3	6,493	11
JAYAQUE	2,888	85	94	2,001	0	41	0	0	0	0	0	0	0	0	0	0	0	0	5,109	5	90	40	135	5,244	0	4,204	2
HUIZUCAR	2,682	0	136	1,992	3	205	0	0	0	0	0	0	0	0	0	0	0	0	5,018	6	46	41	93	5,111	0	2,539	0
TEPECOYO	2,038	0	16	1,004	0	2,441	0	0	0	0	0	0	0	0	0	0	0	0	5,499	1	88	65	154	5,653	1	2,894	2
TEOTEPEQUE	2,220	0	543	1,130	0	424	0	0	0	0	0	0	0	0	0	0	0	0	4,317	54	123	54	231	4,548	0	3,550	2
CHILTIUPAN	2,717	0	258	1,340	0	50	0	0	0	0	0	0	0	0	0	0	0	0	4,365	3	82	53	138	4,503	5	2,692	0
NUEVO CUSCATLAN	2,585	108	55	2,754	0	34	0	2	0	0	0	0	0	0	2,862	0	0	0	5,538	32	64	17	113	5,651	5	2,442	2
TAMANIQUE	2,870	0	8	1,350	0	1,270	0	0	0	0	0	0	0	0	0	0	0	0	5,498	19	73	63	155	5,653	3	3,344	0
SACACOYO	3,651	58	115	2,229	0	42	0	0	0	0	0	0	0	0	0	0	0	0	6,095	26	82	36	144	6,239	8	4,102	1
SAN JOSE VILLANUEVA	1,658	268	2,078	1,657	0	128	51	0	0	0	0	0	0	0	0	0	0	0	5,840	16	117	41	174	6,014	1	3,884	1
ZARAGOZA	2,200	446	3,092	2,962	0	124	88	0	0	0	0	0	0	0	0	3,050	0	0	8,912	6	129	35	170	9,082	4	7,649	16
TALNIQUE	1,558	0	53	310	0	636	0	0	0	0	0	0	0	0	0	0	0	0	2,557	5	34	27	66	2,623	0	2,325	2
SAN MATIAS	1,647	0	503	975	0	107	0	0	0	0	0	0	0	0	0	0	0	0	3,232	8	71	38	117	3,349	6	2,488	7
JICALAPA	1,755	0	181	427	0	580	0	0	0	0	0	0	0	0	0	0	0	0	2,943	3	49	26	78	3,021	0	1,029	0
Totales	108,969	5,133	13,403	105,614	570	26,787	2,430	3,977	0	0	5,969	0	0	0	4,034	53,863	18,620	0	266,883	394	3,574	1,388	5,356	272,239	178	258,010	224

TRIBUNAL SUPREMO ELECTORAL
CONSOLIDADO MUNICIPAL DE CONCEJOS MUNICIPALES DE ELECCIONES 2012

DEPARTAMENTO: USulután

23/04/2012

										OTROS VOTOS							PAPELETAS										
	ARENA	CD	CN	FMLN	FPS	GANA	PES	PNL	PP	ARENA / CN	ARENA / PES	CN / ARENA	CN / ARENA / PES	CN / PES	CN / PNL	FMLN / CD	FMLN / PES	PES / GANA	VOTOS VALIDOS	IMPUG.	NULOS	ABSTENCIONES	TOT. OTROS VOTOS	TOT. VAL Y OTROS	FALTANTES	SOBRANTES	INUTILIZADAS
USULUTAN	8,747	277	8,829	5,784	0	991	0	0	0	0	0	0	0	0	0	0	0	0	24,628	49	527	189	765	25,393	14	40,726	17
JIQUILISCO	3,031	4,064	1,670	8,533	0	63	33	26	18	0	0	0	0	0	0	0	0	0	17,438	102	407	170	679	18,117	6	19,672	5
BERLIN	876	0	3,276	3,009	0	808	0	0	78	0	0	0	0	0	0	0	0	0	8,047	7	169	84	260	8,307	3	6,087	3
SANTIAGO DE MARIA	986	0	3,753	3,200	0	194	27	0	114	0	0	0	0	0	0	0	0	0	8,274	1	207	67	275	8,549	4	8,092	5
JUCUAPA	3,416	20	160	3,926	0	108	71	0	0	0	0	0	0	0	0	0	0	0	7,701	17	164	70	251	7,952	2	5,989	7
SANTA ELENA	1,348	33	2,213	3,287	0	229	0	0	0	0	0	0	0	0	0	0	0	0	7,110	6	227	94	327	7,437	3	9,207	3
JUCUARAN	1,764	1,024	317	2,046	0	5	0	5	0	0	0	0	0	0	0	0	0	0	5,161	5	148	87	240	5,401	2	4,496	1
SAN AGUSTIN	1,261	0	24	1,590	0	83	0	0	0	0	0	0	0	0	0	0	0	0	2,958	3	57	30	90	3,048	0	999	3
OZATLAN	2,583	7	155	2,793	0	5	0	0	2	0	0	0	0	0	0	0	0	0	5,545	5	72	52	129	5,674	0	5,125	1
ESTANZUELAS	1,653	946	20	1,713	0	10	0	8	0	0	0	0	0	0	0	0	0	0	4,350	6	86	36	128	4,478	2	4,070	0
MERCEDES UMA	2,496	16	9	2,874	0	283	0	0	0	0	0	0	0	0	0	0	0	0	5,678	5	80	72	157	5,835	4	4,961	0
ALEGRIA	768	22	264	2,676	0	1,085	0	0	0	0	0	0	0	0	0	0	0	0	4,815	11	89	66	166	4,981	1	4,011	7
CONCEPCION BATRES	2,505	0	0	2,917	0	0	0	0	0	0	0	0	0	0	0	0	0	0	5,422	17	68	82	167	5,589	6	5,649	6
SAN FRANCISCO JAVIER	1,340	0	9	1,416	0	109	0	0	0	0	0	0	0	0	0	0	0	0	2,874	7	42	38	87	2,961	1	1,986	2
PUERTO EL TRIUNFO	1,884	2,255	71	1,636	0	819	0	6	32	0	0	0	0	0	0	0	0	0	6,703	21	103	43	167	6,870	0	5,727	3
TECAPAN	1,887	6	0	1,923	0	9	0	0	1	0	0	0	0	0	0	0	0	0	3,826	2	67	20	89	3,915	3	1,928	4
SAN DIONISIO	1,119	0	321	490	0	627	0	0	0	0	0	0	0	0	0	0	0	0	2,557	4	46	29	79	2,636	0	2,314	0
EREGUAYQUIN	1,535	0	6	1,196	0	195	0	0	0	0	0	0	0	0	0	0	0	0	2,932	10	47	22	79	3,011	1	2,385	3
SANTA MARIA	2,065	0	192	1,318	0	379	0	0	0	0	0	0	0	0	0	0	0	0	3,954	6	44	37	87	4,041	1	4,956	2
NUEVA GRANADA	1,727	0	114	1,292	0	0	0	0	0	0	0	0	0	0	0	0	0	0	3,133	8	31	37	76	3,209	1	3,539	1
EL TRIUNFO	1,471	53	128	922	0	410	0	0	0	0	0	0	0	0	0	0	0	0	2,984	4	53	30	87	3,071	2	2,774	3
SAN BUENAVENTURA	1,190	2	3	1,440	0	3	4	1	1	0	0	0	0	0	0	0	0	0	2,644	1	26	12	39	2,683	0	2,267	0
CALIFORNIA	851	0	13	344	0	0	0	0	0	0	0	0	0	0	0	0	0	0	1,208	1	13	7	21	1,229	2	566	3
Totales	46,503	8,725	21,547	56,325	0	6,415	135	46	246	0	0	0	0	0	0	0	0	0	139,942	298	2,773	1,374	4,445	144,387	58	147,526	79

TRIBUNAL SUPREMO ELECTORAL
CONSOLIDADO MUNICIPAL DE CONCEJOS MUNICIPALES DE ELECCIONES 2012

DEPARTAMENTO: SONSONATE

23/04/2012

										OTROS VOTOS										PAPELETAS							
	ARENA	CD	CN	FMLN	FPS	GANA	PES	PNL	PP	ARENA / CN	ARENA / PES	CN / ARENA	CN / ARENA / PES	CN / PES	CN / PNL	FMLN / CD	FMLN / PES	PES / GANA	VOTOS VALIDOS	IMPUG.	NULOS	ABSTENCIONES	TOT. OTROS VOTOS	TOT. VAL Y OTROS	FALTANTES	SOBRANTES	INUTILIZADAS
SONSONATE	15,462	191	423	8,256	0	999	996	163	0	0	0	0	0	0	0	0	0	0	26,490	23	296	97	416	26,906	43	37,388	13
IZALCO	9,978	468	1,172	9,381	0	3,110	478	0	0	0	0	0	0	0	0	0	0	0	24,587	48	362	178	588	25,175	20	26,546	9
ACAJUTLA	2,288	2,090	1,384	6,923	0	2,475	3,909	75	0	0	0	0	0	0	0	0	0	0	19,144	36	485	133	654	19,798	43	22,443	16
ARMENIA	8,046	0	355	3,964	0	214	0	0	0	0	0	0	0	0	0	0	0	0	12,579	16	124	109	249	12,828	12	13,708	2
NAHUIZALCO	3,025	807	4,512	7,413	0	1,020	637	300	0	0	0	0	0	0	0	0	0	0	17,714	20	435	147	602	18,316	17	14,954	13
JUAYUA	1,582	1,694	2,865	1,375	0	1,668	1,139	0	0	0	0	0	0	0	0	0	0	0	10,323	1	199	89	289	10,612	9	7,821	8
SAN JULIAN	2,681	121	1,539	3,075	0	800	54	0	0	0	0	0	0	0	0	0	0	0	8,270	0	121	86	207	8,477	14	5,002	7
SONZACATE	3,575	1,334	965	2,810	0	842	246	100	0	0	0	0	0	0	0	0	0	0	9,872	27	138	53	218	10,090	17	9,690	3
SAN ANTONIO DEL MONTE	873	3,775	2,223	1,534	0	631	279	43	0	0	0	3,096	0	0	0	0	0	0	9,358	22	171	49	242	9,600	5	8,836	9
NAHUILINGO	1,950	0	285	1,385	0	120	113	0	0	0	0	0	0	0	0	0	0	0	3,853	6	72	29	107	3,960	1	4,006	133
CUISNAHUAT	1,562	390	817	1,600	0	85	24	0	0	0	0	0	0	0	0	0	0	0	4,478	5	61	59	125	4,603	2	3,494	1
SANTA CATARINA MASAHUAT	1,586	203	44	1,891	0	135	811	64	0	0	0	0	0	0	2,094	0	0	0	4,734	6	88	44	138	4,872	7	1,869	2
CALUCO	1,112	0	1,861	938	0	486	38	0	0	0	0	0	0	0	0	0	0	0	4,435	18	109	38	165	4,600	8	2,142	0
SANTA ISABEL ISHUATAN	2,427	0	68	1,609	0	45	27	0	0	0	0	0	0	0	0	0	0	0	4,176	16	65	60	141	4,317	4	2,427	2
SALCOATITAN	651	0	477	564	0	367	773	0	0	0	0	0	0	0	0	0	0	0	2,832	5	47	26	78	2,910	7	1,576	7
SANTO DOMINGO DE GUZMAN	711	461	1,053	945	0	107	40	18	0	0	0	0	0	0	0	0	0	0	3,335	2	45	24	71	3,406	4	1,988	2
Totales	57,509	11,534	20,043	53,663	0	13,104	9,564	763	0	0	0	3,096	0	0	0	2,094	0	0	166,180	251	2,818	1,221	4,290	170,470	213	163,890	227

TRIBUNAL SUPREMO ELECTORAL
CONSOLIDADO MUNICIPAL DE CONCEJOS MUNICIPALES DE ELECCIONES 2012

DEPARTAMENTO: LA UNION

23/04/2012

										OTROS VOTOS										PAPELETAS							
	ARENA	CD	CN	FMLN	FPS	GANA	PES	PNL	PP	ARENA / CN	ARENA / PES	CN / ARENA	CN / ARENA / PES	CN / PES	CN / PNL	FMLN / CD	FMLN / PES	PES / GANA	VOTOS VALIDOS	IMPUG.	NULOS	ABSTENCIONES	TOT. OTROS VOTOS	TOT. VAL Y OTROS	FALTANTES	SOBRANTES	INUTILIZADAS
LA UNION	5,503	0	2,523	1,649	12	866	2,805	222	0	0	0	0	0	0	0	0	0	0	13,580	66	385	177	628	14,208	6	21,784	2
SANTA ROSA DE LIMA	5,329	0	483	5,112	11	3,048	28	0	0	0	0	0	0	0	0	0	0	0	14,011	35	255	160	450	14,461	7	13,878	4
PASAQUINA	3,530	0	17	1,349	4	3,578	98	13	0	0	0	0	0	0	0	1,447	0	0	8,589	29	274	119	422	9,011	20	9,413	6
SAN ALEJO	2,970	1,902	121	912	0	1,165	375	24	0	0	0	0	0	0	0	0	0	0	7,469	98	250	138	486	7,955	7	10,935	3
ANAMOROS	2,419	0	163	2,545	0	1,540	0	0	0	0	0	0	0	0	0	0	0	0	6,667	22	243	115	380	7,047	7	8,241	5
EL CARMEN	1,683	0	1,047	798	4	2,202	45	111	0	0	0	0	0	0	0	0	0	0	5,890	23	171	79	273	6,163	2	5,978	7
CONCHAGUA	5,208	0	2,739	5,066	0	166	0	53	0	0	0	0	0	0	0	0	0	0	13,232	40	372	251	663	13,895	8	16,236	11
EL SAUCE	1,090	0	19	1,240	0	1,265	7	3	0	0	0	0	0	0	0	0	0	0	3,624	7	169	43	219	3,843	5	4,252	0
LISLIQUE	2,435	0	758	434	0	0	0	0	0	0	0	0	0	0	0	0	0	0	3,627	23	231	160	414	4,041	5	5,852	2
YUCUAIQUIN	1,543	0	546	1,355	0	79	0	0	0	0	0	0	0	0	0	0	0	0	3,523	7	49	43	99	3,622	1	3,126	1
NUEVA ESPARTA	1,779	0	132	591	0	1,604	282	0	0	0	0	0	0	0	0	0	0	0	4,388	18	154	117	289	4,677	5	5,665	3
POLOROS	1,724	0	66	305	0	1,418	0	0	0	0	0	0	0	0	0	0	0	0	3,513	20	142	67	229	3,742	0	5,704	4
BOLIVAR	1,585	0	109	32	0	810	0	3	0	0	0	0	0	0	0	0	0	0	2,539	1	36	11	48	2,587	1	2,362	0
CONCEPCION DE ORIENTE	1,708	0	157	1,299	0	204	66	0	0	0	0	0	0	0	0	0	0	0	3,434	37	199	91	327	3,761	3	5,235	1
INTIPUCA	1,296	204	113	236	0	927	0	0	0	0	0	0	0	0	0	0	0	0	2,776	12	95	46	153	2,929	2	3,819	0
SAN JOSE LAS FUENTES	637	0	34	537	0	0	174	0	0	0	0	0	0	0	0	0	0	0	1,382	1	14	19	34	1,416	1	1,283	0
YAYANTIQUÉ	1,287	0	650	279	0	401	280	12	0	0	0	0	0	0	0	0	0	0	2,909	4	97	57	158	3,067	1	2,781	1
MEANGUERA DEL GOLFO	733	0	3	506	0	8	0	0	0	0	0	0	0	0	0	0	0	0	1,250	3	34	20	57	1,307	1	1,842	0
Totales	42,459	2,106	9,680	24,245	31	19,281	4,160	441	0	0	0	0	0	0	0	1,447	0	102,403	446	3,170	1,713	5,329	107,732	82	128,386	50	

TRIBUNAL SUPREMO ELECTORAL
CONSOLIDADO MUNICIPAL DE CONCEJOS MUNICIPALES DE ELECCIONES 2012

DEPARTAMENTO: LA PAZ


23/04/2012

																	OTROS VOTOS				PAPELETAS						
	ARENA	CD	CN	FMLN	FPS	GANA	PES	PNL	PP	ARENA / CN	ARENA / PES	CN / ARENA	CN / ARENA / PES	CN / PES	CN / PNL	FMLN / CD	FMLN / PES	PES / GANA	VOTOS VALIDOS	IMPUG.	NULOS	ABSTENCIONES	TOT. OTROS VOTOS	TOT. VAL Y OTROS	FALTANTES	SOBRANTES	INUTILIZADAS
ZACATECOLUCA	7,408	251	812	12,492	0	2,143	0	0	0	0	0	0	0	0	0	0	0	0	23,106	42	424	225	691	23,797	64	31,025	14
SANTIAGO NONUALCO	1,377	860	4,964	3,037	0	5,445	48	0	0	0	0	0	0	0	0	0	0	0	15,731	101	319	126	546	16,277	5	13,859	9
SAN JUAN NONUALCO	3,032	138	1,717	1,837	0	571	0	0	0	0	0	0	0	0	0	0	0	0	7,295	6	147	55	208	7,503	2	5,993	2
SAN PEDRO MASAHUAT	1,899	0	2,466	5,371	0	717	0	0	0	0	0	0	0	0	0	0	0	0	10,453	27	183	130	340	10,793	2	10,345	10
OLOCUILTA	5,387	0	441	3,467	0	2,956	0	0	0	0	0	0	0	0	0	0	0	0	12,251	17	123	95	235	12,486	7	10,449	8
SAN PEDRO NONUALCO	1,275	0	1,330	1,595	0	88	16	0	0	0	0	0	0	0	0	0	0	0	4,304	11	71	33	115	4,419	2	2,764	15
SAN FRANCISCO CHINAMECA	1,204	0	1,016	480	0	360	0	0	0	0	0	0	0	0	0	0	0	0	3,060	39	93	62	194	3,254	12	2,129	5
SAN JUAN TALPA	323	743	669	626	0	1,259	0	1	0	0	0	0	0	0	0	0	0	0	3,621	0	42	16	58	3,679	1	2,619	1
EL ROSARIO	2,541	112	54	2,960	0	1,520	6	234	0	0	0	0	0	0	0	0	0	0	7,427	5	118	55	178	7,605	5	5,885	5
SAN RAFAEL OBRAJUELO	2,512	60	120	1,330	0	173	0	41	0	0	0	0	0	0	0	0	0	0	4,236	6	71	41	118	4,354	2	4,191	3
SANTA MARIA OSTUMA	1,433	0	194	608	0	801	0	0	0	0	0	0	0	0	0	0	0	0	3,036	1	39	18	58	3,094	0	1,406	0
SAN LUIS TALPA	1,612	0	55	3,461	0	4,683	23	0	0	0	1,667	0	0	0	0	0	0	0	9,834	16	135	72	223	10,057	18	7,920	5
SAN ANTONIO MASAHUAT	949	0	765	666	0	0	0	0	0	0	0	0	0	0	0	0	0	0	2,380	5	28	23	56	2,436	2	2,062	0
SAN MIGUEL TEPEZONTES	905	0	965	646	0	195	0	13	10	0	0	0	0	0	0	0	0	0	2,734	10	124	28	162	2,896	2	1,149	3
SAN JUAN TEPEZONTES	968	0	1,002	113	0	0	0	0	0	0	0	0	0	0	0	0	0	0	2,083	1	28	21	50	2,133	0	1,012	5
TAPALHUACA	445	0	659	951	0	143	0	0	0	0	0	0	0	0	0	0	0	0	2,198	0	57	11	68	2,266	1	1,330	3
CUYULTITAN	865	96	816	774	0	113	0	0	0	0	0	0	0	0	0	0	0	0	2,664	0	33	27	60	2,724	2	1,773	1
PARAISO DE OSORIO	778	0	779	93	0	0	0	0	0	0	0	0	0	0	0	0	0	0	1,650	0	26	6	32	1,682	0	567	1
SAN EMIGDIO	497	0	350	509	71	0	0	0	0	0	0	0	0	0	0	0	0	0	1,427	0	28	21	49	1,476	0	774	0
JERUSALEN	41	0	608	845	0	0	0	0	0	0	0	0	0	0	0	0	0	0	1,494	1	12	7	20	1,514	2	724	10
MERCEDES LA CEIBA	73	0	0	172	0	600	0	0	0	0	0	0	0	0	0	0	0	0	845	4	7	6	17	862	5	483	0
SAN LUIS LA HERRADURA	663	93	2,943	4,464	0	230	81	286	0	0	0	0	0	0	0	0	0	0	8,760	56	226	59	341	9,101	4	7,089	6
Totales	36,187	2,353	22,725	46,497	71	21,997	174	575	10	0	0	1,667	0	0	0	0	0	0	130,589	348	2,334	1,137	3,819	134,408	138	115,548	106

TRIBUNAL SUPREMO ELECTORAL
CONSOLIDADO MUNICIPAL DE CONCEJOS MUNICIPALES DE ELECCIONES 2012

DEPARTAMENTO: CHALATENANGO


23/04/2012

										OTROS VOTOS							PAPELETAS									
	ARENA	CD	CN	FMLN	FPS	GANA	PES	PNL	PP	ARENA / CN	ARENA / PES	CN / ARENA	CN / ARENA / PES	CN / PES	CN / PNL	FMLN / CD	FMLN / PES	PES / GANA	VOTOS VALIDOS	IMPUG.	NULOS	ABSTENCIONES	TOT. OTROS VOTOS	TOT. VAL Y OTROS	FALTANTES	SOBRANTES
CHALATENANGO	5,665	38	3,144	5,226	0	677	0	0	0	0	0	0	0	0	0	0	0	14,750	22	273	120	415	15,165	17	13,163	5
NUEVA CONCEPCION	4,998	0	1,715	5,079	0	544	0	0	0	0	0	0	0	0	0	0	0	12,336	63	291	189	543	12,879	7	14,560	4
LA PALMA	2,526	0	22	2,787	0	331	0	0	0	0	0	0	0	0	0	0	0	5,666	57	127	90	274	5,940	3	5,755	2
TEJUTLA	572	0	2,295	1,053	0	1,413	988	0	0	0	0	0	0	0	0	0	0	6,321	2	169	84	255	6,576	8	5,550	16
LA REINA	1,473	0	1,868	573	0	149	0	0	0	0	0	0	0	0	0	0	0	4,063	11	129	102	242	4,305	3	5,057	85
ARCATAO	517	0	0	740	0	6	180	0	0	0	0	0	0	0	0	0	0	1,443	4	17	27	48	1,491	1	1,208	0
SAN IGNACIO	2,292	0	0	2,036	0	156	0	0	0	0	0	0	0	0	0	0	0	4,484	17	47	41	105	4,589	2	3,054	5
DULCE NOMBRE DE MARIA	1,115	0	1,073	340	0	123	0	0	0	0	0	0	0	0	0	0	0	2,651	1	52	31	84	2,735	2	2,211	2
CITALA	1,450	0	420	323	0	253	0	0	0	0	0	0	0	0	0	0	0	2,446	5	102	38	145	2,591	2	1,904	3
AGUA CALIENTE	1,396	0	1,044	809	0	405	0	0	0	0	0	0	0	0	0	0	0	3,654	31	157	47	235	3,889	3	3,756	2
CONCEPCION QUEZALTEPEQUE	1,748	0	15	1,970	0	55	0	0	0	0	0	0	0	0	0	0	0	3,788	1	93	53	147	3,935	0	2,364	1
NUEVA TRINIDAD	304	0	0	668	0	9	0	0	0	0	0	0	0	0	0	0	0	981	2	22	35	59	1,040	0	1,210	0
LAS VUELTAS	64	0	0	694	0	49	0	0	0	0	0	0	0	0	0	0	0	807	0	8	21	29	836	0	514	0
COMALAPA	1,236	0	20	778	0	93	0	0	0	0	0	0	0	0	0	0	0	2,127	13	68	34	115	2,242	1	1,805	2
SAN RAFAEL	622	0	578	278	0	198	583	0	0	0	0	0	0	0	0	0	0	2,259	1	64	16	81	2,340	0	1,709	1
LAS FLORES	12	0	0	691	0	80	0	0	0	0	0	0	0	0	0	0	0	783	2	9	9	20	803	0	547	0
OJOS DE AGUA	733	0	296	373	0	385	0	0	0	0	0	0	0	0	0	0	0	1,787	10	55	40	105	1,892	1	1,706	1
NOMBRE DE JESUS	984	0	0	1,376	0	14	0	0	0	0	0	0	0	0	0	0	0	2,374	10	32	24	66	2,440	1	1,605	4
POTONICO	585	0	0	574	0	10	0	0	0	0	0	0	0	0	0	0	0	1,169	0	16	10	26	1,195	2	601	2
SAN FRANCISCO MORAZAN	697	0	506	563	0	11	0	0	0	0	0	0	0	0	0	0	0	1,777	1	71	31	103	1,880	2	1,718	0
SANTA RITA	1,485	0	0	879	0	23	0	0	0	0	0	0	0	0	0	0	0	2,387	6	23	21	50	2,437	2	2,061	0
LA LAGUNA	1,246	0	15	1,078	0	10	0	0	0	0	0	0	0	0	0	0	0	2,349	13	62	21	96	2,445	0	1,603	2
SAN ISIDRO LABRADOR	71	0	0	229	0	21	0	0	0	0	0	0	0	0	0	0	0	321	0	1	4	5	326	0	124	0
SAN ANTONIO DE LA CRUZ	533	0	0	663	0	2	0	0	0	0	0	0	0	0	0	0	0	1,198	1	18	15	34	1,232	2	565	1
EL PARAISO	1,726	0	1,602	452	0	829	0	0	0	0	0	0	0	0	0	0	0	4,609	9	165	37	211	4,820	2	4,173	5
SAN MIGUEL DE MERCEDES	254	0	1,059	81	0	10	0	0	0	0	0	0	0	0	0	0	0	1,404	0	22	7	29	1,433	0	814	3
SAN LUIS DEL CARMEN	218	0	0	361	0	141	0	1	0	0	0	0	0	0	0	0	0	721	0	17	5	22	743	0	607	0
SAN JOSE CANCASQUE	500	0	1	542	0	21	0	0	0	0	0	0	0	0	0	0	0	1,064	7	7	10	24	1,088	12	700	0
SAN ANTONIO LOS RANCHOS	7	0	0	433	0	127	0	0	0	0	0	0	0	0	0	0	0	567	1	8	23	32	599	0	751	0
EL CARRIZAL	558	0	2	887	0	43	0	0	0	0	0	0	0	0	0	0	0	1,490	1	25	24	50	1,540	1	1,608	1
SAN FERNANDO	650	0	2	590	0	2	0	0	0	0	0	0	0	0	0	0	0	1,244	7	19	24	50	1,294	0	504	2

TRIBUNAL SUPREMO ELECTORAL
CONSOLIDADO MUNICIPAL DE CONCEJOS MUNICIPALES DE ELECCIONES 2012

DEPARTAMENTO: **CHALATENANGO**

23/04/2012

										OTROS VOTOS										PAPELETAS							
	ARENA	CD	CN	FMLN	FPS	GANA	PES	PNL	PP	ARENA / CN	ARENA / PES	CN / ARENA	CN / ARENA / PES	CN / PES	CN / PNL	FMLN / CD	FMLN / PES	PES / GANA	VOTOS VALIDOS	IMPUG.	NULOS	ABSTENCIONES	TOT. OTROS VOTOS	TOT. VAL Y OTROS	FALTA NTES	SOBRAN TES	INUTILIZADAS
AZACUALPA	304	0	5	446	0	12	0	0	0	0	0	0	0	0	0	0	0	0	767	0	14	1	15	782	0	568	0
SAN FRANCISCO LEMPA	214	0	85	235	0	102	0	0	0	0	0	0	0	0	0	0	0	0	636	0	3	4	7	643	0	255	2
Totales	36,755	38	15,767	33,807	0	6,304	1,751	1	0	0	0	0	0	0	0	0	0	0	94,423	298	2,186	1,238	3,722	98,145	74	84,330	151

TRIBUNAL SUPREMO ELECTORAL
CONSOLIDADO MUNICIPAL DE CONCEJOS MUNICIPALES DE ELECCIONES 2012

DEPARTAMENTO: CUSCATLAN


23/04/2012

										OTROS VOTOS							PAPELETAS										
	ARENA	CD	CN	FMLN	FPS	GANA	PES	PNL	PP	ARENA / CN	ARENA / PES	CN / ARENA	CN / ARENA / PES	CN / PES	CN / PNL	FMLN / CD	FMLN / PES	PES / GANA	VOTOS VALIDOS	IMPUG.	NULOS	ABSTENCIONES	TOT. OTROS VOTOS	TOT. VAL Y OTROS	FALTANTES	SOBRANTES	INUTILIZADAS
COJUTEPEQUE	10,791	0	3,298	6,712	0	713	392	0	0	0	0	0	0	0	0	0	0	0	21,906	14	272	141	427	22,333	11	20,394	12
SUCHITOTO	2,123	1,116	434	5,853	0	135	81	0	0	0	0	0	0	0	0	0	0	0	9,742	4	161	98	263	10,005	6	9,788	1
SAN PEDRO PERULAPAN	5,454	0	4,796	8,791	0	1,250	0	0	0	0	0	0	0	0	0	0	0	0	20,291	15	373	238	626	20,917	9	12,813	11
SAN JOSE GUAYABAL	2,319	0	204	1,568	0	273	0	21	0	0	0	0	0	0	0	0	0	0	4,385	4	53	36	93	4,478	33	3,139	0
TENANCINGO	1,228	0	281	1,361	0	195	0	0	0	0	0	0	0	0	0	0	0	0	3,065	16	65	32	113	3,178	0	2,222	0
SAN RAFAEL CEDROS	3,155	0	653	2,864	0	724	0	0	0	0	0	0	0	0	0	0	0	0	7,396	3	102	57	162	7,558	2	5,934	6
CANDELARIA	1,241	0	2,986	419	0	0	0	0	0	0	0	0	0	0	0	0	0	0	4,646	0	79	75	154	4,800	9	3,290	1
EL CARMEN	3,040	77	676	2,241	0	49	0	0	0	0	0	0	0	0	0	0	0	0	6,083	8	68	54	130	6,213	2	3,233	2
MONTE SAN JUAN	1,046	0	1,037	494	0	556	1,651	0	0	0	0	0	0	0	0	0	0	0	4,784	1	102	51	154	4,938	2	2,708	2
SAN CRISTOBAL	1,783	7	993	1,385	0	55	0	0	0	0	0	0	0	0	0	0	0	0	4,223	2	98	45	145	4,368	2	2,827	3
SANTA CRUZ MICHAPA	1,810	0	1,951	1,514	0	0	0	0	0	0	0	0	0	0	0	0	0	0	5,275	7	77	77	161	5,436	0	4,014	0
SAN BARTOLOME PERULAPIA	1,819	96	132	1,965	0	69	0	0	0	0	0	0	0	0	0	0	0	0	4,081	1	64	20	85	4,166	2	2,546	36
SAN RAMON	1,259	0	532	1,219	0	46	0	0	0	0	0	0	0	0	0	0	0	0	3,056	0	27	32	59	3,115	1	1,833	1
EL ROSARIO	937	0	97	622	0	431	0	0	0	0	0	0	0	0	0	0	0	0	2,087	4	34	28	66	2,153	0	1,897	0
ORATORIO DE CONCEPCION	504	0	643	326	0	261	72	0	0	0	0	0	0	0	0	0	0	0	1,806	0	28	9	37	1,843	0	1,307	0
SANTA CRUZ ANALQUITO	327	0	26	144	0	791	0	0	0	0	0	0	0	0	0	0	0	0	1,288	0	23	13	36	1,324	25	901	0
Totales	38,836	1,296	18,739	37,478	0	5,548	2,196	21	0	0	0	0	0	0	0	0	0	0	104,114	79	1,626	1,006	2,711	106,825	104	78,846	75

TRIBUNAL SUPREMO ELECTORAL
CONSOLIDADO MUNICIPAL DE CONCEJOS MUNICIPALES DE ELECCIONES 2012

DEPARTAMENTO: AHUACHAPAN


23/04/2012

										OTROS VOTOS										PAPELETAS							
	ARENA	CD	CN	FMLN	FPS	GANA	PES	PNL	PP	ARENA / CN	ARENA / PES	CN / ARENA	CN / ARENA / PES	CN / PES	CN / PNL	FMLN / CD	FMLN / PES	PES / GANA	VOTOS VALIDOS	IMPUG.	NULOS	ABSTENCIONES	TOT. OTROS VOTOS	TOT. VAL Y OTROS	FALTANTES	SOBRANTES	INUTILIZADAS
AHUACHAPAN	18,748	256	12,893	7,951	0	1,981	460	0	0	0	0	0	0	13,353	0	8,207	0	0	42,289	78	707	482	1,267	43,556	34	40,545	15
ATIQUIZAYA	5,722	54	778	4,673	0	1,533	113	0	0	0	0	0	0	0	0	0	0	0	12,873	21	171	115	307	13,180	4	12,461	5
SAN FRANCISCO MENENDEZ	3,475	0	351	3,731	0	4,167	5,355	26	0	0	0	0	0	0	0	0	0	0	17,105	95	349	169	613	17,718	34	14,481	167
TACUBA	4,014	0	1,349	3,847	0	2,029	0	0	0	0	0	0	0	0	0	0	0	0	11,239	22	292	189	503	11,742	44	6,645	19
CONCEPCION DE ATACO	3,419	0	55	2,190	0	558	46	0	0	0	0	0	0	0	0	0	0	0	6,268	15	88	75	178	6,446	2	3,001	1
JUJUTLA	4,453	0	1,058	2,055	0	792	504	0	0	0	0	0	0	0	0	0	0	0	8,862	21	211	140	372	9,234	19	10,090	7
GUAYMANGO	2,402	105	741	4,195	0	1,693	437	9	0	0	0	0	0	750	0	0	0	0	9,582	22	159	108	289	9,871	20	3,605	4
APANECA	2,098	0	157	393	0	1,154	312	0	0	0	0	0	0	0	0	705	0	0	4,114	15	156	43	214	4,328	9	2,856	7
SAN PEDRO PUXTLA	862	8	453	2,321	0	955	29	0	0	0	0	0	0	0	2,329	0	0	0	4,628	5	40	41	86	4,714	1	1,582	3
SAN LORENZO	2,047	10	311	2,481	0	259	8	0	0	0	0	0	0	0	0	0	0	0	5,116	7	91	33	131	5,247	0	1,953	0
TURIN	771	0	2,177	440	0	787	49	0	0	0	0	0	0	0	0	0	0	0	4,224	12	120	33	165	4,389	0	3,258	3
EL REFUGIO	1,953	9	1,460	628	0	425	95	0	0	0	0	0	0	0	637	0	0	0	4,570	5	61	39	105	4,675	1	2,973	1
Totales	49,964	442	21,783	34,905	0	16,333	7,408	35	0	0	0	0	0	13,353	750	11,173	705	0	130,870	318	2,445	1,467	4,230	135,100	168	103,450	232

TRIBUNAL SUPREMO ELECTORAL
CONSOLIDADO MUNICIPAL DE CONCEJOS MUNICIPALES DE ELECCIONES 2012

DEPARTAMENTO: MORAZAN

23/04/2012

										OTROS VOTOS							PAPELETAS									
	ARENA	CD	CN	FMLN	FPS	GANA	PES	PNL	PP	ARENA / CN	ARENA / PES	CN / ARENA	CN / ARENA / PES	CN / PES	CN / PNL	FMLN / CD	FMLN / PES	PES / GANA	VOTOS VALIDOS	IMPUG.	NULOS	ABSTENCIONES	TOT. OTROS VOTOS	TOT. VAL Y OTROS	FALTANTES	SOBRANTES
SAN FRANCISCO GOTERA	5,211	0	0	1,728	0	2,001	231	0	0	0	0	0	0	0	0	0	0	9,171	34	220	128	382	9,553	2	10,235	10
JOCORO	1,557	12	2	2,499	0	1,703	47	0	0	1,559	0	0	0	0	0	0	0	5,820	5	126	46	177	5,997	2	5,691	10
CORINTO	2,607	0	0	1,302	0	620	124	0	168	0	0	0	0	0	0	0	0	4,821	127	199	149	475	5,296	7	7,745	2
SOCIEDAD	1,715	0	0	2,165	0	776	0	0	12	0	0	0	0	0	0	0	0	4,668	39	268	114	421	5,089	8	6,143	10
CACAOPERA	696	0	0	2,345	0	2,065	0	0	0	0	0	0	0	0	0	0	0	5,106	27	150	95	272	5,378	2	3,613	7
GUATAJIAGUA	1,539	1,280	207	836	0	650	2	0	0	0	0	0	0	0	0	0	0	4,514	42	211	59	312	4,826	0	4,622	2
EL DIVISADERO	1,222	0	129	2,279	0	76	21	6	0	0	0	1,372	0	0	0	0	0	3,733	7	81	34	122	3,855	8	3,337	0
JOCOAITIQUE	1,239	0	0	1,131	0	10	0	0	0	0	0	0	0	0	0	0	0	2,380	0	31	55	86	2,466	0	1,131	3
OSICALA	1,216	0	1,002	628	0	1,652	0	0	0	0	0	0	0	0	0	0	0	4,498	15	117	48	180	4,678	0	3,411	11
CHILANGA	1,942	0	0	765	0	1,535	18	0	0	0	0	0	0	0	0	0	0	4,260	24	233	59	316	4,576	1	3,518	5
MEANGUERA	510	0	0	1,550	0	977	0	0	0	0	0	0	0	0	0	0	0	3,037	0	42	70	112	3,149	2	1,795	4
TOROLA	117	0	0	740	0	710	0	0	0	0	0	0	0	0	0	0	0	1,567	0	18	29	47	1,614	0	632	4
SAN SIMON	1,544	724	0	2,005	0	415	76	0	0	0	0	0	0	0	0	0	0	4,764	1	117	75	193	4,957	4	2,687	2
DELICIAS DE CONCEPCION	1,162	0	0	43	0	1,186	0	0	0	0	0	0	0	0	0	0	0	2,391	3	83	33	119	2,510	0	2,437	3
JOATECA	914	0	0	62	0	992	0	0	0	0	0	0	0	0	0	0	0	1,968	14	78	37	129	2,097	1	1,500	2
ARAMBALA	648	0	0	781	0	417	99	3	0	0	0	0	0	0	0	0	0	1,948	2	69	28	99	2,047	0	1,101	2
LOLOTIQUILLO	1,255	0	0	839	0	93	94	0	0	0	0	0	0	0	0	0	0	2,281	15	34	52	101	2,382	1	1,666	1
YAMABAL	699	0	56	630	0	460	0	0	0	0	0	0	0	0	0	0	0	1,845	4	39	38	81	1,926	0	1,672	2
YOLOAIQUIN	1,200	0	0	486	0	236	0	0	0	0	0	0	0	0	0	0	0	1,922	4	37	29	70	1,992	3	1,603	2
SAN CARLOS	1,113	0	310	652	0	63	0	3	0	0	0	0	0	0	0	0	0	2,141	32	34	20	86	2,227	9	1,813	1
EL ROSARIO	366	33	0	180	0	374	0	0	0	0	0	0	0	0	213	0	0	953	2	8	14	24	977	1	372	0
PERQUIN	734	0	0	912	0	547	0	0	0	0	0	0	0	0	0	0	0	2,193	2	47	43	92	2,285	0	1,314	1
SENSEMBRA	605	0	0	334	0	259	0	0	0	0	0	0	0	0	0	0	0	1,198	28	47	41	116	1,314	1	1,833	2
GUALOCOCTI	833	0	0	365	0	638	0	3	0	0	0	0	0	0	0	0	0	1,839	0	75	52	127	1,966	0	1,183	1
SAN FERNANDO	422	0	0	0	0	556	0	0	0	0	0	0	0	0	0	0	0	978	1	8	1	10	988	0	370	2
SAN ISIDRO	112	97	0	755	0	518	0	0	0	0	0	0	0	0	0	0	0	1,482	7	23	12	42	1,524	16	708	2
Totales	31,178	2,146	1,706	26,012	0	19,529	712	15	180	1,559	0	1,372	0	0	213	0	0	81,478	435	2,395	1,361	4,191	85,669	68	72,132	91

TRIBUNAL SUPREMO ELECTORAL
CONSOLIDADO MUNICIPAL DE CONCEJOS MUNICIPALES DE ELECCIONES 2012

DEPARTAMENTO: SAN VICENTE

23/04/2012

										OTROS VOTOS								PAPELETAS									
	ARENA	CD	CN	FMLN	FPS	GANA	PES	PNL	PP	ARENA / CN	ARENA / PES	CN / ARENA	CN / ARENA / PES	CN / PES	CN / PNL	FMLN / CD	FMLN / PES	PES / GANA	VOTOS VALIDOS	IMPUG.	NULOS	ABSTENCIONES	TOT. OTROS VOTOS	TOT. VAL Y OTROS	FALTANTES	SOBRANTES	INUTILIZADAS
SAN VICENTE	9,003	82	2,336	5,240	0	2,617	24	0	109	0	0	0	0	2,360	0	0	0	0	19,411	29	343	169	541	19,952	21	24,117	10
TECOLUCA	4,122	0	131	5,147	0	139	10	0	0	0	0	0	0	141	0	0	0	0	9,549	26	150	151	327	9,876	3	9,467	4
SAN SEBASTIAN	3,452	0	86	2,242	0	664	4	0	0	0	0	0	0	90	0	0	0	0	6,448	31	73	61	165	6,613	0	5,078	9
APASTEPEQUE	1,712	0	1,458	1,695	2	3,068	9	0	0	0	0	0	0	1,467	0	0	0	0	7,944	19	145	95	259	8,203	5	8,437	5
SAN ESTEBAN CATARINA	334	0	115	1,352	0	845	1	0	0	0	0	0	0	116	0	0	0	0	2,647	6	51	50	107	2,754	0	2,196	0
SAN ILDEFONSO	513	0	1,811	1,905	0	8	1	5	0	0	0	0	0	1,812	0	0	0	0	4,243	3	69	72	144	4,387	2	2,355	6
SANTA CLARA	1,179	0	5	1,298	0	0	1	0	0	0	0	0	0	6	0	0	0	0	2,483	2	74	59	135	2,618	6	1,874	2
SAN LORENZO	1,221	0	58	1,592	3	103	2	0	0	0	0	0	0	60	0	0	0	0	2,979	11	43	25	79	3,058	3	2,339	0
VERAPAZ	273	5	1,510	1,646	0	47	4	2	4	0	0	0	0	1,514	0	0	0	0	3,491	5	42	28	75	3,566	1	1,833	0
GUADALUPE	302	7	1,157	769	0	325	4	0	0	0	0	0	0	1,161	0	0	0	0	2,564	34	65	35	134	2,698	0	1,347	5
SANTO DOMINGO	666	0	1,804	559	0	41	7	0	0	0	0	0	0	1,811	0	0	0	0	3,077	1	63	33	97	3,174	0	2,670	6
SAN CAYETANO ISTEPEQUE	1,411	3	0	1,342	1	104	0	1	0	0	0	0	0	0	0	0	0	0	2,862	7	21	23	51	2,913	1	1,579	7
TEPETITAN	787	1	89	861	0	388	2	0	0	0	0	0	0	91	0	0	0	0	2,128	2	27	17	46	2,174	0	1,426	0
Totales	24,975	98	10,560	25,648	6	8,349	69	8	113	0	0	0	0	10,629	0	0	0	0	69,826	176	1,166	818	2,160	71,986	42	64,718	54

TRIBUNAL SUPREMO ELECTORAL
CONSOLIDADO MUNICIPAL DE CONCEJOS MUNICIPALES DE ELECCIONES 2012

DEPARTAMENTO: CABAÑAS

23/04/2012

										OTROS VOTOS								PAPELETAS									
	ARENA	CD	CN	FMLN	FPS	GANA	PES	PNL	PP	ARENA / CN	ARENA / PES	CN / ARENA	CN / ARENA / PES	CN / PES	CN / PNL	FMLN / CD	FMLN / PES	PES / GANA	VOTOS VALIDOS	IMPUG.	NULOS	ABSTENCIONES	TOT. OTROS VOTOS	TOT. VAL Y OTROS	FALTANTES	SOBRANTES	INUTILIZADAS
SENSUNTEPEQUE	9,022	0	505	2,303	0	3,628	85	0	37	0	0	0	0	0	0	0	0	0	15,580	126	308	325	759	16,339	2	21,006	3
ILOBASCO	12,181	200	849	2,484	0	9,401	38	0	37	0	0	0	0	0	0	0	0	0	25,190	253	719	462	1,434	26,624	55	26,360	61
VICTORIA	3,197	0	112	2,475	0	85	0	0	0	0	0	0	0	0	0	0	0	0	5,869	43	100	113	256	6,125	3	6,016	6
SAN ISIDRO	1,769	21	975	244	0	1,128	15	0	0	0	0	0	0	0	0	0	0	0	4,152	21	95	63	179	4,331	5	3,756	8
JUTIAPA	2,470	9	171	1,195	0	30	0	0	0	0	0	0	0	0	0	0	0	0	3,875	50	78	42	170	4,045	4	2,246	5
TEJUTEPEQUE	1,577	0	92	1,408	0	192	0	1	0	0	0	0	0	0	0	0	0	0	3,270	4	51	51	106	3,376	0	2,023	1
DOLORES	1,316	0	48	1,232	0	4	0	0	3	0	0	0	0	0	0	0	0	0	2,603	5	93	53	151	2,754	0	2,645	1
CINQUERA	409	3	17	448	0	29	0	0	0	0	0	0	0	0	0	0	0	0	906	0	37	11	48	954	0	396	0
GUACOTECTI	731	16	1,011	298	0	371	513	0	0	0	0	0	0	0	0	0	0	0	2,940	23	52	45	120	3,060	1	2,339	0
Totales	32,672	249	3,780	12,087	0	14,868	651	1	77	0	0	0	0	0	0	0	0	0	64,385	525	1,533	1,165	3,223	67,608	70	66,787	85